

EDGE AHEAD
WITHOUT COMPROMISE

PROE™ 600

PRO-E™ 600


EDGE AHEAD WITHOUT COMPROMISE

Are you managing high volumes and looking to move your productivity up a gear? Essilor has designed an innovative high-volume edger that offers compactness and productivity, without any compromise.

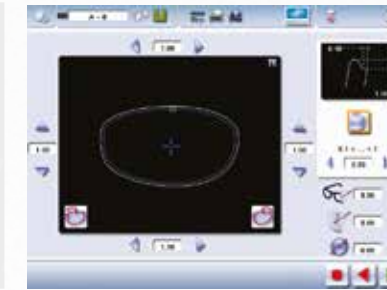
Pro-E™ 600 edger combines top-end precision and versatility with robustness and speed.

It offers an easy and cost-effective integration into any lab configuration.

Pro-E™ 600 edger: the smart and unique solution for every forward-thinking lab manager.



BOOST YOUR PRODUCTIVITY



Pro-E™ 600 edger is specifically designed for volumes. It raises the productivity standards of its category using whole new processes in all its cycles. Pro-E™ 600 edger combines value for money with high volumes of quality mountings.

DO IT ALL - EVEN THE MOST COMPLEX JOBS



Maximize your offer thanks to this edger that can process all jobs efficiently, even the most complex, including high curve, sport, safety, children's shapes and small B-size. Bevel, mini-bevel, asymmetric and step bevel, groove, mix finishes, drill, chamfer and polish... Pro-E™ 600 edger can do it all.

MAINTAIN WITH EASE



Eighteen months of field testing and engineering have delivered a highly robust solution. Long-life components and fast maintenance procedures maximize the edger's up-time, making Pro-E™ 600 edger a smart investment for all volume labs.

INTEGRATE QUICKLY USE INSTANTLY




This compact edger fits right into every lab. It sits on the table top and requires no vacuum or compressed air, meaning no extra investment. Its intuitive, user-friendly interface, even for complex jobs, makes it immediately operational. It interfaces easily with laboratory management software (ISO 16284), and is connectible to Essilor tracer-blockers and Essibox®.

GET IT RIGHT FIRST TIME

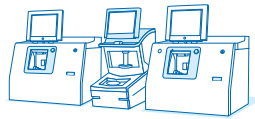


Pro-E™ 600 edger meets the highest market standards in top-end precision, optimizing right-first-time rapid results in faultless sizing, axis control and aesthetic mountings. It combines the benefits of two lens edging techniques: quality finishing by abrasive wheels and scoring precision of milling with an innovative fast process. The best way to reduce rework and ultimately generate great customer satisfaction.

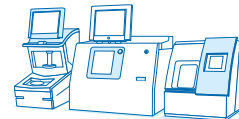
EXTENDED CONFIGURATIONS



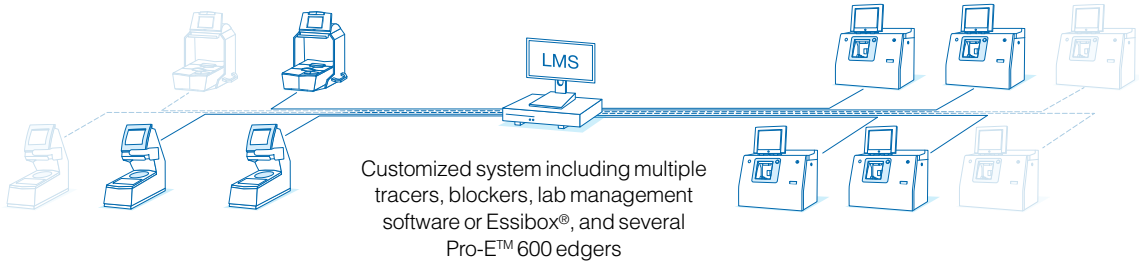
Pro-E™ 600 edger
with tracer-blocker



Tracer-blocker
with 2 Pro-E™ 600 edgers



Pro-E™ 600 with a tracer-blocker
+ an additional Essilor edger



SPECIFICATIONS

| | |
|---|---|
| Roughing: abrasive wheel | ✓ |
| Roughing: mill | ✓ |
| Bevel / Flat-edge / Polishing | |
| Grooving / Chamfering / Drilling | |
| Mixed finishes | |
| Specific bevels: asymmetric / mini / step | |
| M'Eye Sign™ engraving | Option |
| Materials | Organic, Mid and High index, Polycarbonate, Trivex®, Tribrid™ |

PRO-E™ 600 EDGER

| | |
|-----------------------|--|
| Dimensions | L 23.2 W 19.3 H 27.6 in |
| Weight | 209 lb |
| Power | 220-240 V ~ 50/60 Hz 10A |
| Screen | Color tiltable touchscreen Size: 10" |
| Connectivity | ISO 16284 (DCS 3.09 compatible) Ethernet network connectible – Essibox® and PC connection |
| Remote maintenance | Diagnostic Settings Updates |
| CE Conformity marking | |

As improvements are made, these specifications are not contractually binding and may be modified without prior notice.
Pro-E™ 600, Essibox®, Mr Blue® and M'Eye Sign™ are trademarks of Essilor International. Tribrid™ & Trivex® are trademarks of PPG.



Essilor Instruments USA
8600 W. Catalpa Avenue, Suite 703
Chicago, IL 60656 – USA
Phone: 855.393.4647
Email: info@essilorinstrumentsusa.com
www.essilorinstrumentsusa.com

Your local distributor: